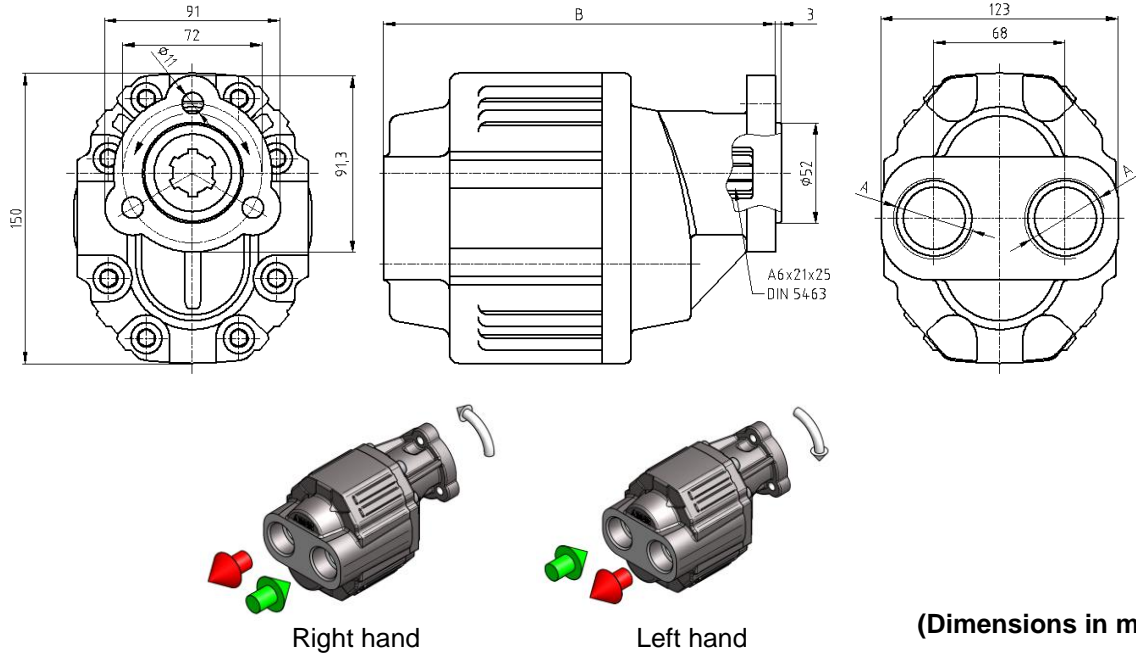




Main Dimensions



Main Data

Pumps B33T	38	52	61	70	82	90	105	115	125	150
Cylinder capacity (cm ³ /rot.)	38	52	61	70	82	91	102	116	125	150
Rotation Max. (rpm)	2800	2500	2000	2000	1800	1800	1800	1800	1800	1600
Operating pressure (bar)(up to)	280	280	260	250	250	250	250	250	240	210
Peak pressure (bar)	310	310	300	290	290	290	290	290	280	250
Weight (kg)	11.0	11.5	12.5	13.0	13.5	14.0	14.5	15.5	16.0	16.9
Sense of Rotation	Bi-directional									
A - Inlet (BSP) / Outlet (BSP)	3/4"	1"		1 1/4"				1 1/2"		
B	178	186	193	199	206	213	218	228	234	247

How to order:

Example: Pump 38cm³, operating pressure up to 280 bar; peak pressure 310 bar, ref.B33T → B33T38

Note: Usually, used in frontal cylinders

Fluids	mineral oils type ISO HM or DIN 51524-2 HLP	
Operating viscosity range	10 to 100 cSt (mm ² /s) at working temperature	
Max operating limits viscosity	750 cSt	
Filtration	>200bar = 10µm	<200bar = 25 µm
In the application of any of these pumps; the use of these data does not exempt the reading of the instruction "Gear pumps recommendations before start-up".		

ABER is constantly engaged in improving its products and, therefore, reserves itself the right to modify without any further notice the characteristics shown



Diagram
Flow - Speed

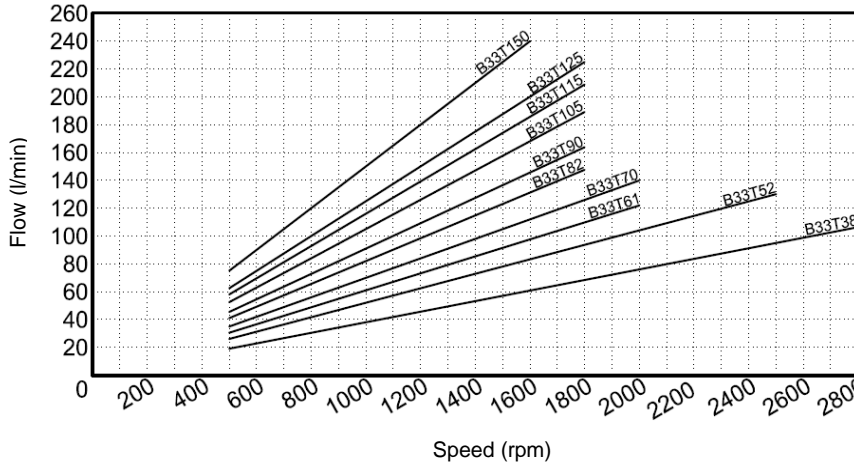
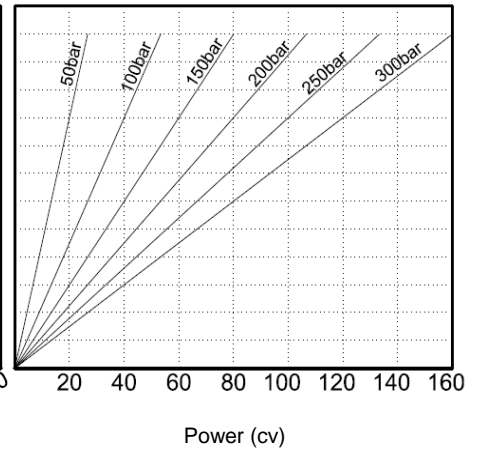


Diagram
Input Power - Flow - Pressure



Hose dimensions

Inlet Hose	
Flow (l/min)	Internal pipe diameter (inch)
30-40	1"1/4
50-60	1"1/2
70-90	1"3/4
100-120	2"
130-150	2"1/4
160-190	2"1/2
200-230	2"3/4
240-270	3"

Outlet Hose					
Flow (l/min)	Internal pipe diameter (inch)				
	30	1/2"	1/2"	1/2"	1/2"
40	5/8"	1/2"	1/2"	1/2"	
50	5/8"	5/8"	5/8"	1/2"	
60	3/4"	5/8"	5/8"	5/8"	
70	1"	3/4"	3/4"	5/8"	
80	1"	3/4"	3/4"	3/4"	
90	1"	1"	1"	3/4"	
100	1"	1"	1"	1"	
110	1"	1"	1"	1"	
120	1"	1"	1"	1"	
130	1"	1"	1"	1"	
140	1"1/4	1"	1"	1"	
150	1"1/4	1"	1"	1"	
160	1"1/4	1"1/4	1"	1"	
170	1"1/4	1"1/4	1"	1"	
180	1"1/4	1"1/4	1"1/4	1"	
190	1"1/4	1"1/4	1"1/4	1"	
200	1"1/2	1"1/4	1"1/4	1"1/4	
210	1"1/2	1"1/4	1"1/4	1"1/4	
220	1"1/2	1"1/4	1"1/4	1"1/4	
230	1"1/2	1"1/2	1"1/4	1"1/4	
240	1"1/2	1"1/2	1"1/4	1"1/4	
250	1"1/2	1"1/2	1"1/2	1"1/4	
		50-100	100-150	150-200	200-300
P (bar)					

Important notes:

- Other axis available, please consult "Axel options".

CTI B33T 1212-4

ABER is constantly engaged in improving its products and, therefore, reserves itself the right to modify without any further notice the characteristics shown